

E-Rate: Tech Plan & STaR Chart

Presented by:
Cathey George
Texas E-Rate Coordinator

July 2009

ESC 12/Tech Plan & STaR Chart Workshop/July 2009/Financial Svcs-TPESC



Agenda

STaR Chart

Teacher

Campus



Technology Planning
and E-rate
Support Center

Tech Plans

ePlan System



The Purpose of the Teacher STaR Chart



- Designed to help teachers, campuses, and districts determine their progress toward meeting the goals of the *Long-Range Plan for Technology*, as well as meeting the goals of their district
- Assists in the measurement of the impact of state and local efforts to improve student learning through the use of technology as specified in *No Child Left Behind, Title II, Part D*
- Identifies needs for on-going professional development and raises awareness of research-based instructional goals

The Purpose of the Campus STaR Chart



- Developed around 4 key areas of the LRPT:
 - Teaching and Learning
 - Educator Preparation and Development Leadership
 - Administration and Instructional Support
 - Infrastructure for Technology
- Assists with tech plan development
- Helps conceptualize your district vision of technology
- Helps set benchmarks and goals
- Etc.

Let's look at the Teacher and Campus STaR Charts



<http://starchart.esc12.net/>

TPESC • Contact Us • e-Plan

Login

NCLB Login & Overview Info
Statewide Summary Data
Campus Data Search

FAQs
History
Resources
Training
Texas Teacher STaR Chart
Texas Campus STaR Chart

TEA IMET
SBEC Standards
Links
Glossary
Contact Us

Teacher STaR Chart

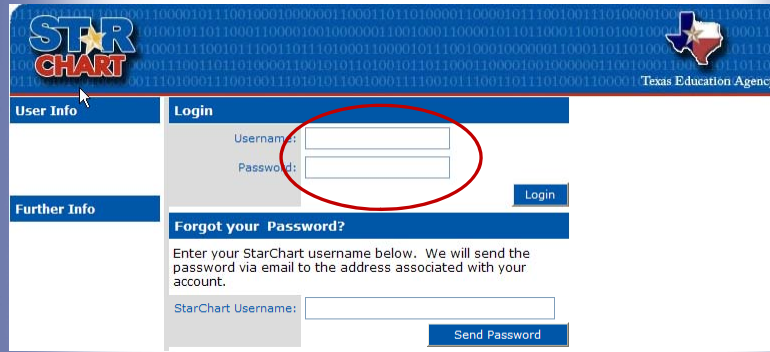
School Technology and Readiness. A Teacher Tool for Planning and Self-Assessing aligned with the *Long-Range Plan for Technology, 2006-2020*.

NCLB Technology Report

The NCLB Technology Reporting System will be used to collect the data on the progress of districts receiving funds from No Child Left Behind, Title II, Part D.

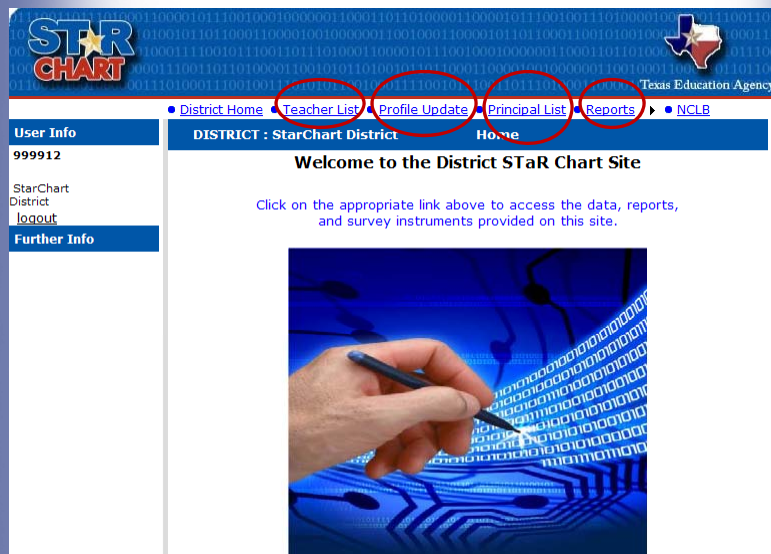
Teachers put in their user name and password

Principals put in their campus user name and password



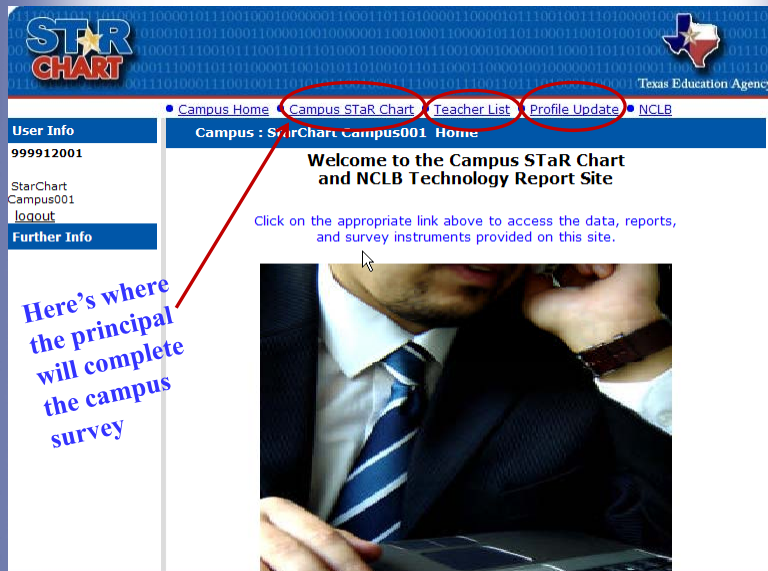
The image shows the StarChart login page. At the top, there is a header with the StarChart logo and the Texas Education Agency logo. Below the header, there are two main sections: 'User Info' and 'Login'. The 'Login' section contains fields for 'Username' and 'Password', both of which are circled in red. A 'Login' button is located to the right of the password field. Below the login fields, there is a 'Forgot your Password?' section with a text input field for 'StarChart Username' and a 'Send Password' button.

This is what a district person would see once logged in. Each of these buttons allows different functionality.



The image shows the StarChart district dashboard. At the top, there is a header with the StarChart logo and the Texas Education Agency logo. Below the header, there is a navigation bar with several buttons: 'District Home', 'Teacher List', 'Profile Update', 'Principal List', 'Reports', and 'NCLB'. The 'Teacher List', 'Profile Update', 'Principal List', and 'Reports' buttons are circled in red. Below the navigation bar, there is a section titled 'Welcome to the District Star Chart Site' with a message: 'Click on the appropriate link above to access the data, reports, and survey instruments provided on this site.' Below the message, there is a large image of a hand holding a pen, writing on a blue background with musical notes and binary code.

This is what a campus principal would see once logged in. Each button performs unique functions.



On-line Training:

- Where can I get on-line training for teacher and campus STaR Chart training?

<http://starchart.esc12.net/training.html>

- This link will give you all the specific information you'll need to complete both Teacher and Campus STaR Charts



The Purpose of Tech Plans

- Technology plans help districts to efficiently and effectively utilize technology to assure students, educators, administrators and support personnel have the tools necessary to achieve tasks



What is the ePlan System?

- The Texas e-Plan system was developed by TEA to facilitate the submission of technology plans for all Texas public school districts and charter schools.
- Texas e-Plan is a template-based system that assures technology plans include the required components of the Title II, Part D of the No Child Left Behind Act.
- It also requires districts to correlate objectives with USAC E-Rate and correlate strategies with the Texas Long-Range Plan for Technology

Let's look at the ePlan System



<http://tpesc.esc12.net/default.html>



Technology Planning and E-Rate Support Center

TPESC

- About TPESC



E-Rate

- Head Start Eligibility
- Listserv Information
- Funding Analysis
- Discount Calculation
- Resources
- Training
- Links
- Glossary
- Success in Texas
- Contact Us

Technology Planning

- Texas e-Plan Login
- Texas e-Plan System
- Technology Plan Process
- Technology Plan Components
- FAQs
- Listserv
- Links
- Requirements**
 - E-rate
 - NCLB
 - Texas LRPT
 - CIPA
- Glossary
- Resources
- Training
- Contact Us

STaR Chart

- STaR Chart Login
- Statewide Summary Data
- Campus Data Search
- FAQs
- History
- Resources
- Training
- Texas Teacher STaR Chart
- Texas Campus STaR Chart
- Glossary
- Contact Us



Once the district logs in, you'll be able to work on the district tech plan.

TEXAS EDUCATION AGENCY Home | District Locator | Index A-Z | Divisions | AskTED

Welcome to Texas e-Plan

Log In
Your district ID and password were sent to your district superintendent by Education Service Center Region 12. If you have lost your password, or if the form is not accepting the password you received, please contact techplan@esc12.net.

District ID:
Password:

Texas e-Plan Information
For assistance in technology plan development for submission to Texas e-Plan, access the [e-Plan Assistance Guide](#).
Learn more [about Texas e-Plan](#).

ESCs | Educator Certification (SBEC) | TRAIL | State of Texas | Contact/Comments | TEA Jobs | Texas Legislature | Web Policy
By using this site and its products, you agree to the terms of service.

This is the first screen you'll come to once the district person is logged in.

TEXAS EDUCATION AGENCY Home | District Locator | Index A-Z | Divisions | AskTED

View/Create/Edit/Update a Technology Plan for RIGHTWAY INDEPENDENT SCHOOL DISTRICT Need Assistance?

Welcome to Texas e-Plan. Technology planning plays an integral part in the successful infusion of technology into the curriculum. Without careful planning, technology investments might not bring the desired results.

On this page, you may review an existing plan, update a plan that has been previously approved, edit a plan that has not yet been submitted for approval, or create a new 1 year, 2 year or 3 year plan. Once you select a plan, other options will appear in the red navigation menu, allowing you to edit or report on the plan you select.

YOUR DISTRICT
- view/create/edit/update a technology plan
- log out / home page

Select a Plan to View/Update/Edit

E-Rate Year	Plan Year(s)	Plan Status	Last Edited	Plan ID#
11	2008 - 2011	In Development view/edit plan introduction, needs assessment, goals and objectives, budget, evaluation, appendix, or reports.	03/31/2008	999912-3 click to delete
10	2007 - 2008	Recommended to TEA for Final Approval view plan introduction, needs assessment, goals and objectives, budget, evaluation, appendix, or reports.	11/29/2007 Submitted: 11/29/2007	999912-2 click to delete

This tells you the plan status as well as lets you into the plan. By clicking on the 'view/edit plan' section, you can view or edit the plan.

As you can see, this is where all the different sections that may need editing are accessed.

TEXAS EDUCATION AGENCY Home | District Locator | Index A-Z | Divisions | AskTED

View/Edit Plan Introduction [Need Assistance?](#)

Please begin your Texas e-Plan by entering the following introductory information about your district. Review your district's information and complete any open data fields; then, click the "Save" button at the bottom of the page to save your changes.

Section 1 of 4: District Information

Update your district's information here. Please realize that changes you make here only affect your district information in the Texas e-Plan system. To ensure accuracy of information in other state-based systems including the Texas STaR Chart and PEIMS, you must also update this information in the centralized [AskTED](#) (Texas Education Directory) database.

ESC Region: 12
County District Number: 999912

District Name:

SUPERINTENDENT
Title:

first name: last name:

Address:

City, State Zip: , TX

Links

Educational Technology

Texas e-Plan:
Online Technology Planning System

YOUR DISTRICT

- view/create/edit/update a technology plan
- log out / home page

YOUR PLAN

- introduction
- needs assessment
- goals and objectives
- budget
- evaluation
- appendix
- report options
- submit and certify plan

HELP DOCUMENTS

- assistance guide

Why is the tech plan important?



Overview of the E-Rate Process

Technology Planning & STaR Chart

Step 1 Determine Eligibility

Step 2 **Develop a Technology Plan**

Step 3 Open a Competitive Bidding Process

Step 4 Select a Service Provider

Step 5 Calculate the Discount Level

Step 6 Determine Your Eligible Services

Step 7 Submit Your Application for Program Support

Step 8 Undergo Application Review

Step 9 Receive Your Funding Decision

Step 10 Begin Receipt of Services

Step 11 Invoice USAC

According to the FCC Form 470, you must certify that . . .

Technology Planning & STaR Chart

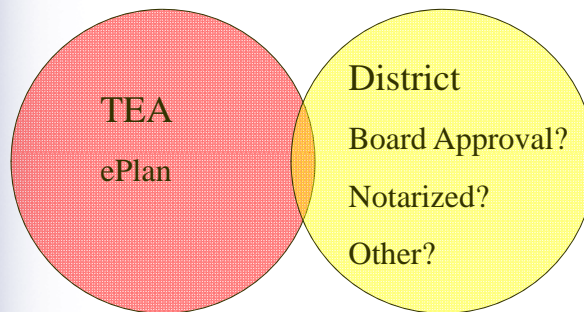
... all of the individual schools, libraries, and library consortia receiving services under this application are **covered by technology plans that are written**, that cover all 12 months of the funding year, and that have been or will be approved by a state or other authorized body, and an SLD-certified technology plan approver, prior to the commencement of service.

Technology Plan



Technology Planning & STaR Chart

- Written plan before submitting the Form 470
- Proof of written plan



What does 'written' mean?

Technology Planning & STaR Chart

... A tech plan is a written document that describes the technologies and associated resources – existing and planned – that will assist a school to provide educational services...

What does 'written' mean?

- Tech plans must:
 - Be created before Form 470/RFP posting
 - Cover all 12 months of the funding year
 - Contain all five elements
 - Contain a sufficient level of detail to validate the E-Rate request
 - Be approved by a USAC-certified Technology Plan Approver (TPA) before Form 486 is filed or services start, whichever is sooner

What are the 5 Tech Plan Elements?

Goals and objectives
Professional development
Needs assessment
Budget
Evaluation

Goals

Tech plan must establish clear goals and a realistic strategy for using telecommunications and information technology to improve education

Goals and Objectives

- Strategies for improvements to educational services
- Specific technologies (Internet access, distance learning, etc.) that would help you reach your goals and objectives
- Specific resources (training, software, subscribed databases) that you plan to use to help reach your goals and objectives

Professional Development

Tech plan must indicate how the school will ensure that teachers and staff know how to use the new technologies to improve education

Needs Assessment

Tech plan must contain an assessment of the technology (telecommunications services, hardware, software and other services) in place today and the technology that will be required to improve education

Needs Assessment

Status of current system

Electrical capacity, hardware/software, computers, network capabilities

Needs based on improvements from E-Rate or other sources

New firewall, upgrades to phone system, additional switches or drops, network installations, etc.

Ongoing needs

Access to the Internet, email, voice telecom lines, data lines, etc.

Budget

Tech plan must show how the school or library will:

- Pay the non-discount share of the cost
- Acquire and support the necessary resources (computers, training, electricity, software, etc.) needed to make effective use of the discounted services

Budget

- E-Rate and non-E-Rate sources of funding
- Sources(s) for applicant (non-discount) share of eligible products and services
- Other technology-related items
 - Staff salaries and training
 - Computers, software, licenses, repairs
 - Electrical capacity
- Budget can be a draft or projection

Evaluation

Tech plan must contain an evaluation process that enables the school to monitor progress toward the specified goals and make any necessary corrections based on new developments and opportunities

Contact Information

- E-Rate Support
erate@esc12.net 254-297-1123
- Technology Planning
eplan@esc12.net 254-297-1275
- STaR Chart Support
starchart@esc12.net 254-297-1275

Questions?